



EN Operating instructions.pages 1 to 2
Translation of the original operating instructions

CS Aktuální verzi návodu k použití ve vašem jazyce naleznete na www.schmersal.net.

DA På www.schmersal.net findes aktuelle betjeningsvejledninger på EU's officielle sprog.

ES Encontrará el manual de instrucciones actual en su idioma oficial de la UE en nuestra página de Internet www.schmersal.net.

FR Vous trouverez la version actuelle du mode d'emploi dans votre langue nationale officielle sur l'Internet, www.schmersal.net.

IT Il manuale d'istruzioni aggiornato nella vostra lingua (lingua ufficiale UE) è scaricabile in Internet all'indirizzo www.schmersal.net.

JP EU公用語で書かれた最新の取扱説明書は、インターネット (www.schmersal.net) からダウンロードできます。

NL U vindt de huidige versie van de gebruikshandleiding in uw officiële landstaal op het Internet, www.schmersal.net.

PL Tutaj znajdziesz aktualną wersję instrukcji obsługi w Twoim języku na stronie internetowej www.schmersal.net.

PT O manual de instruções actual, no seu idioma oficial da UE, encontra-se na nossa página de Internet www.schmersal.net.

SV På www.schmersal.net finner ni de aktuella versionerna av bruksanvisningen på EU's officiella språk.

Destination and use

The RSS260 safety sensor can be optionally used on safety guards in combination with the RST-U-2 actuators. The operating instructions of the RSS260 is to be considered.

When using the combination of RSS260 and RST-U-2 deviating or additional instructions for assembly position and switching distances are listed below.

Warning about misuse



In case of improper use or manipulation of the safety switchgear, personal hazards or damages to machinery or plant components cannot be excluded when safety switchgear is used. The relevant requirements of the standard ISO 14119 must be observed.

Mounting



During fitting, the requirements of ISO 14119 must be observed.

The mounting hole of the RST-U-2 provides a mounting by means M3 countersunk screws (max. tightening torque 0.6 Nm). The active areas of the safety sensor and the actuator have to face each other.



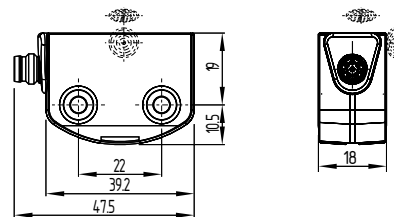
Safety sensor and actuator must be permanently fitted to the safety guards and protected against displacement by suitable measures (tamperproof screws, gluing, drilling of the screw heads).

A 1.2mm pin into the rear hole of the RST-U-2 prevents twisting, if this cannot be excluded otherwise by mounting.

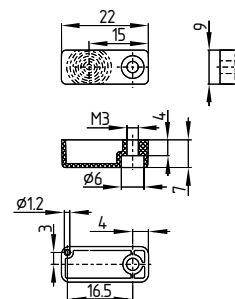
Dimensions

All measurements in mm.

Safety sensor RSS260

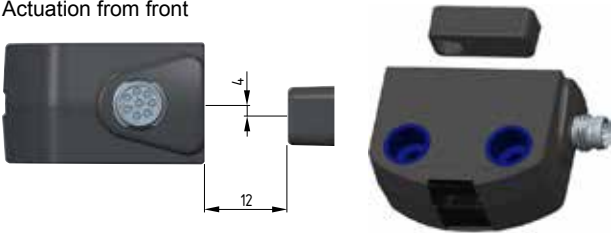


Actuator RST-U-2

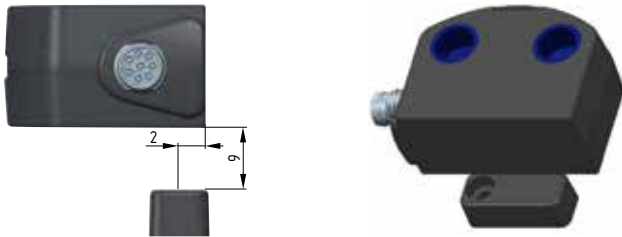


Actuating directions

Actuation from front



Actuation from side



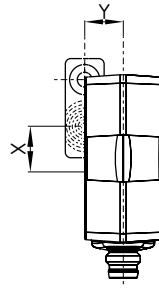
Lateral actuation only from the shown sensor side

Switching distances to IEC 60947-5-3:

Actuation	From front	From side
Typical switching distance:	12 mm	9 mm
Assured switching distance s_{ao} :		
- in the temperature range $-10\text{ °C} \dots +60\text{ °C}$	10 mm	6 mm
- in the temperature range $-25\text{ °C} \dots +65\text{ °C}$	8 mm	4 mm
Assured switch-off distance s_{ar} :	18 mm	

Axial misalignment

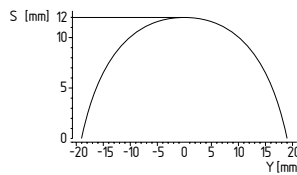
The axial misalignment (Y) is max. ± 18 mm. The height misalignment (X) is max. ± 8 mm. Avoid area of side lobes if lateral activated.



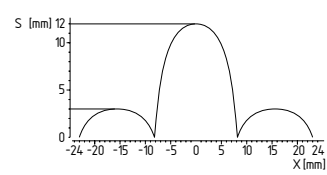
Actuating curves

The actuating curves represent the typical switching distance of the safety sensor during the approach of the actuator subject to the actuating direction

Transverse misalignment



Height misalignment



Preferred actuation directions: from front or from side
In case of a lateral actuation, the switching distances are reduced by approx. 3 mm.

Comprehensive quality insurance to 2006/42/EC

Schmersal is a certified company to appendix X of the Machinery Directive. As a result, Schmersal is entitled to autonomously conduct the conformity assessment procedure for this combination of products listed in Appendix IV of the MD without involving a notified body.

More technical information can be found in the Schmersal online catalog on the Internet at www.schmersal.net.

K. A. Schmersal GmbH & Co. KG
Mödinghofe 30, D - 42279 Wuppertal
Postfach 24 02 63, D - 42232 Wuppertal

Phone: +49 - (0)2 02 - 64 74 - 0
Telefax: +49 - (0)2 02 - 64 74 - 1 00
E-Mail: info@schmersal.com
Internet: <http://www.schmersal.com>